


# AIR CONDITIONING AND REFRIGERATION EQUIPMENT FOR YOUR PLANT

## EQUIPOS DE AIRE CONDICIONADO Y REFRIGERACION PARA SU PLANTA



COMMERCIAL ROOFTOP: 40,000 TO 230,000 BTUH  
 ACONDICIONADORES DE AIRE TIPO COMERCIAL:  
 40,000 A 230,000 BTUH



ICE BUILDERS: ICE CAPACITY FROM  
 500 TO 45,360 KILOS  
 BANCOS DE HIELO: CAPACIDAD DESDE  
 500 A 45,360 KILOS DE HIELO



INSTANT WATER CHILLERS FROM 135 LPM  
 ENFRIADORES INSTANTANEOS DE AGUA  
 DESDE 135 LITROS/MIN.



INDUSTRIAL ICE MAKERS FROM 1 TO 100 TONS  
 IN 24 HOURS, TUBE-FLAKE-PLATE-FRAGMENTED-  
 CUBE-BLOCK  
 MAQUINAS INDUSTRIALES DE HIELO DE 1 A 100  
 TONELADAS EN 24 HORAS, TUBITO-ESCAMA-  
 PLACA-FRAGMENTADO-CUBITO-BLOQUE




WATER COOLING TOWERS FROM 38 LPM  
 TORRES DE ENFRIAMIENTO DE AGUA  
 DESDE 38 LITROS/MIN.



SPIRAL FREEZERS (IQF): 300 KILOS/HOUR AND UP  
 CONGELADORES EN ESPIRAL  
 DESDE 300 KILOS/HORA



PREFABRICATED WALK-INS OR WAREHOUSES  
 FROM 25m<sup>3</sup> AND UP FOR LOW OR MEDIUM  
 TEMPERATURES  
 CUARTOS O BODEGAS CON PANELES  
 PREFABRICADOS DE 25m<sup>3</sup> EN ADELANTE PARA  
 TEMPERATURAS BAJAS O MEDIANAS



HORIZONTAL CONTINUOUS FREEZERS:  
 300 KILOS/HOUR AND UP  
 CONGELADORES CONTINUOS HORIZONTALES:  
 300 KILOS/HORA



HORIZONTAL PLATE FREEZERS: PLATES 88cm L  
 x 68cm W; PACKAGE MAXIMUM HEIGHT: 8cm  
 CONGELADORES DE PLACAS TIPO HORIZONTAL:  
 PLACAS 88cm L x 68cm ANCHO;  
 ALTURA MAXIMA CAJA 8cm




THERMALLY INSULATED TRUCK BODIES (7 TO 36  
 FT. LONG) WITH OR WITHOUT REFRIGERATION  
 SYSTEM: FORCED AIR OR EUTECTIC PLATES  
 CARROCERIAS CON AISLAMIENTO TERMICO  
 PARA CAMIONES (7 A 36 PIES DE LARGO) CON  
 O SIN SISTEMA DE REFRIGERACION:  
 AIRE FORZADO O PLACAS EUTECTICAS

# AIR CONDITIONING EQUIPMENT

## ACONDICIONADORES DE AIRE



INDOOR PORTABLE, WATER-COOLED:  
7,000 TO 26,000 BTUH  
*TIPO PORTATIL, USO INTERIOR, ENFRIADO  
POR AGUA: 7,000 A 26,000 BTUH*



INDOOR PORTABLE, AIR-COOLED:  
10,000 TO 65,000 BTUH  
*TIPO PORTATIL, USO INTERIOR, ENFRIADO  
POR AIRE: 10,000 A 65,000 BTUH*



SEA-WATER-COOLED VERTICAL:  
7,000 TO 65,000 BTUH  
*TIPO VERTICAL, ENFRIADO POR AGUA DE  
MAR: 7,000 A 65,000 BTUH*




SEA-WATER-COOLED HORIZONTAL:  
7,000 TO 40,000 BTUH  
*TIPO HORIZONTAL, ENFRIADO POR AGUA  
DE MAR: 7,000 A 40,000 BTUH*




THRU-THE-WALL: 8,200 TO 33,000 BTUH  
*TIPO A TRAVES DE PARED:  
8,200 A 33,000 BTUH*




WINDOW: 5,600 TO 10,000 BTUH  
*TIPO VENTANA: 5,600 A 10,000 BTUH*




DUCTLESS SPLIT SYSTEM:  
9,000 TO 41,000 BTUH  
*TIPO REMOTO SIN DUCTO:  
9,000 A 41,000 BTUH*



SINGLE PACKAGE OUTDOOR:  
17,600 TO 57,000 BTUH  
*TIPO CENTRAL INDIVIDUAL:  
17,600 A 57,000 BTUH*



COMMERCIAL ROOFTOP: 40,000 TO 230,000 BTUH  
*TIPO COMERCIAL EXTERIOR:  
40,000 A 230,000 BTUH*



COMPLETE PACKAGED TERMINAL:  
6,500 TO 14,400 BTUH  
*TIPO INDIVIDUAL COMERCIAL A TRAVES  
DE PARED: 6,500 A 14,400 BTUH*

